

2018 ANNUAL REPORT

Princeton Alliance Church

2018 FINANCIAL SUMMARY

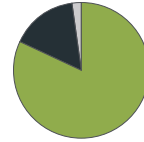
Revenue

Local Ministry Fund	\$3,071,700
Global Ministry Fund	\$567,368
Other/Miscellaneous Income	\$63,696
Total Revenue	\$3,702,764

Expenses

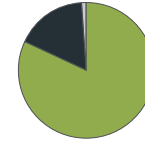
Local Ministry Fund	\$2,754,087
Global Ministry Fund	\$543,678
Other/Miscellaneous Expenses	\$39,845
Total Expenses.....	\$3,337,610

Revenue Over Expenses.....\$365,154



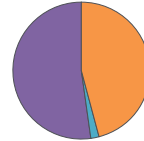
Revenue: \$3,702,764

- Local Ministry Fund (82%)
- Global Ministry Fund (16%)
- Other (2%)



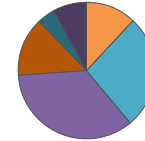
Expenses: \$3,337,610

- Local Ministry Fund (82%)
- Global Ministry Fund (17%)
- Other (1%)



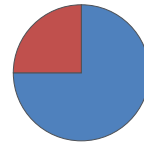
Local Ministry Fund Giving: \$3,071,700

- Online (46%)
- Text (2%)
- Cash/Checks (52%)



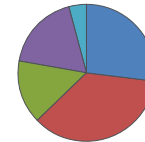
Local Ministry Fund Expenses: \$2,754,087

- Midweek Ministries (12%)
- Local Outreach Ministries (27%)
- Operations & Facilities (35%)
- Sunday Experience (14%)
- Capital (4%)
- US Missions (8%)



Global Ministry Fund Giving: \$567,368

- 5 Partner Country Support (75%)
- Short-term Team Support (25%)



Global Ministry Fund Expenses: \$543,678

- Short-term Team Support (27%)
- Missionary Support (36%)
- Projects (15%)
- C&MA National Support (18%)
- Mission Promotion (4%)